

My visit to The Crystal Caves Atherton Tablelands




When we arrive, we will see a Velociraptor dinosaur statue, named Luci, at the front door. We can take a photo with him if we wish to.



Stepping through the front door, we will be greeted by a friendly staff member at the front counter who will say hello and describe the things we can see and do at The Crystal Caves.



We will walk through the gift shop, looking at all the different types of crystals for sale.



As we walk in, we may see and hear lots of people and hear the popping sound of a geode being cracked at the crack-a-geode station.



We will make our way to the back of the gift shop where the entrance of the cave is.

The cave is a man-made structure.

We will speak with a staff member and pay for our entry into the caves.



The staff member will give us our guidebook and explain what the caves are, what's inside and the story about Rene who built the caves.



The staff member will give us a head torch and assist us with putting them on if needed.


Opposite the cave counter, there is a beautiful
Amethyst Geode.

We can sit in this one for a photo if we wish.



Once we have our guidebook and head torch, we will enter the caves.

We will hear ambient instrumental music in the background throughout the caves.



We may also hear other adults and children enjoying the caves as well.

There are over 600 specimens of crystals and fossils from all over the world within the caves. We will read our guidebook as we walk through which will tell us about each crystal and where they come from. Each crystal is numbered.

22 Pink Dolomite from South Dakota, USA

23 Quartz over long Iron Goethite Crystals from Brazil

24 Dolomite Crystal cluster with Pyrite from Peru

25 Quartz covering Sphalerite and Pyrite from Peru

26 Dogtooth Calcite covering Amethyst from Brazil

27 Blue Celestite from Madagascar

28 Natural Pink Cobalto Calcite from Pune, India

Pune has some of the most delicate and curious crystallised minerals, you will see some spectacular samples in the Glasshouse Collection.



29 Pink Barite with Chalcopyrite from Germany

30 Smoky Quartz Crystal cluster from Arkansas USA
When it comes to the biggest in quartz crystals, you have to go to Arkansas.

31 Red Calcite Plateau from Mexico

32 Azurite and Malachite from Queensland, Australia

Although Australia is rich in minerals and ore, the crystallisation of these minerals is not something that is commonly mined. Azurite and malachite are both basic copper carbonate minerals and often found in mines where metals including gold, silver and copper are mined. Australia is renowned for precious gems including diamonds, sapphires, topaz and opal (though some argue that opal should be considered a semiprecious stone).

Calcite Cavern

33 Assorted Calcite Crystals from Brazil

34 Giant Pyrite Crystal cluster from Peru

The Winding Walkway

35 Blue Celestite Geode from Madagascar

36 Pyrite from Peru

37 Calcite Crystal formation from China

38 Amethyst 'Flower' from Brazil
Amethyst Flowers are formed when the crystals

We will take our time looking around at all the different crystals.

We will duck our heads a little as we head down the ramp that has a handrail to hold onto.



As we walk through the caves, we will be able to touch the crystals on display.



There is a glow in the dark room with an agate cave we can crawl into and lay in.

We will see one of the world's largest amethyst geodes.

This is set up in a water feature.



We can hear the water flowing over the rose quartz sitting at the bottom of the amethyst.


We can sit on a pallet chair, or a giant rose quartz crystal in this room.

We will continue walking through the caves.

There is a dark room called 'The Magic Spheres'.

We will walk through the black curtains and see some glow in the dark spheres on spinning arms.

Kind of looks like a planetary system.



We will walk through the black curtains again to exit this room.

At the end of the cave tour, we will walk up a few stairs and arrive back at the cave counter.

We can look around the gift store.



There is another room we can go sit in.

There is a blackboard.

There is a sandpit with gemstones we can fossick for.

We can also do some colouring in.



We can sit on a couch and watch a video on a TV.
This will tell us the story about René and how he
built the caves and collected all the crystals we
just saw when we were in the caves.



Time to crack-a-geode!

We will get to pick our own geode a 44 million year old gas bubble all the way from Mexico.

The staff member will explain to us how we will crack our geode.

When we pull down on the handle, we will hear a pop.



The staff member will explain what is inside our geode. Wrap it up and put it into a special bag.

We will leave the store.

Thank you for visiting
The Crystal Caves
Atherton Tablelands



The
Crystal Caves
One man's passion...
